

North Lincoln High School Canvas Guide



...



Introduction to Canvas

This year at NLHS ALL class materials (assignments, quizzes, tests, etc...) will be available to students through the Canvas LCS. Canvas allows students to view instruction, submit classwork, and have grades collected all remotely. Students will be working through their Canvas course on the days during the week when they are not at school as well as during the regular school day.

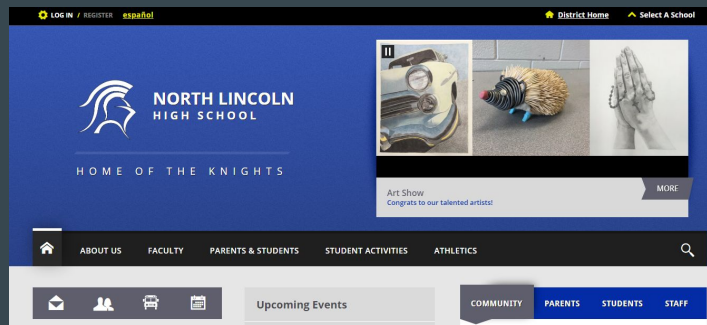
Students are expected to login daily and check their coursework and updates. Attendance will be taken based on daily logins and work completed.



Step 1: NLHS Homepage

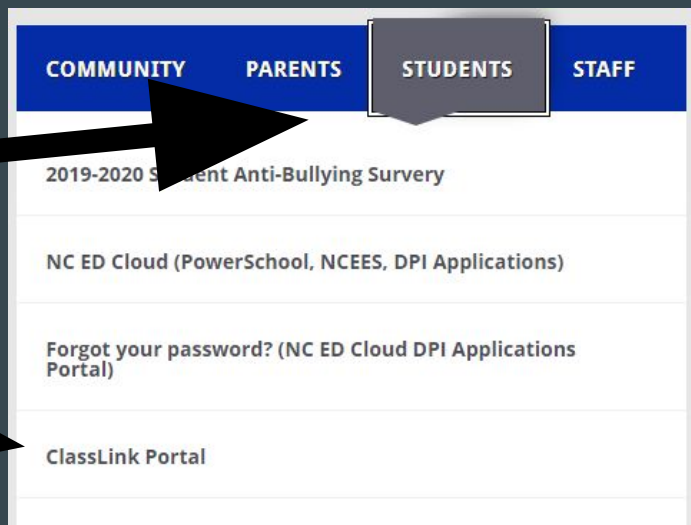
Go to www.lcsnc.org/nlhs to get to the North Lincoln High School

Homepage.



Click on the "Students" tab.


Classlink Portal



Step 2: ClassLink

Once in ClassLink click on the Canvas icon. (The Canvas icon has a gray background with a red circle).

You can also view Powerschool from this page.



Step 3: Canvas Dashboard

Once on the Canvas Dashboard you can find your courses that you are enrolled in. Each course will be Published and will be for Semester 1 of the 2020-21 School Year.

The screenshot displays the Canvas Dashboard interface. On the left is a vertical sidebar with navigation icons. The main content area is titled "Dashboard" and is divided into two sections: "Published Courses (2)" and "Unpublished Courses (9)".

Published Courses (2):

- LCS Remote Teaching** (LCS): A course card with a laptop image.
- LHS Faculty/Staff 2020 - 2021** (LHS 2020): A course card with a green background.

Unpublished Courses (9):

- NC Math 3 Honors - 23095X0A - S...** (NC Math 3 Honors - 23095X0...): Course card with a blue background and "LEARN" text.
- NC Math 3 - 23092X0A - S1 - Wea...** (NC Math 3 - 23092X0A - S1 - ...): Course card with a pink background and "LEARN" text.
- AP Statistics - 2A037X0A - S2 - W...** (AP Statistics - 2A037X0A - S2 - ...): Course card with a red background.
- AP Statistics Master Course** (AP): Course card with a red background.
- Homeroom HS Gr 10 - 99329X010...** (Homeroom HS Gr 10 - 99329...): Course card with a dark green background.
- Math III Master Course** (Math 3): Course card with a dark green background.
- NC Math 3 - 23092X0A - S2 - Wea...** (NC Math 3 - 23092X0A - S2 - ...): Course card with a purple background.
- NC Math 3 Honors - 23095X0A - S...** (NC Math 3 Honors - 23095X0...): Course card with a red background.
- AP Statistics - 2A037X0A - S1 - W...** (AP Statistics - 2A037X0A - S1 - ...): Course card with a grey background and "LEARN" text.

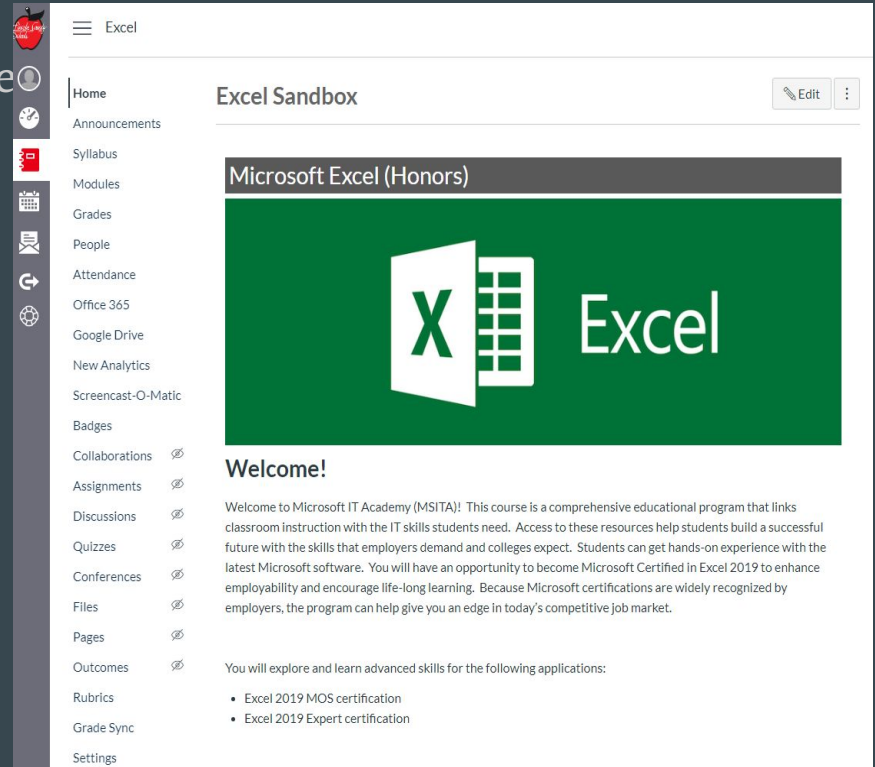
On the right side of the dashboard, there are sections for "Coming Up" (Nothing for the next week), "Recent Feedback" (Nothing for now), and buttons for "Start a New Course" and "View Grades".

At the bottom of the page, the "INSTRUCTURE" logo is on the left, and "Privacy Policy", "Acceptable Use Policy", "Facebook", and "Twitter" links are on the right.

Step 4: Once Inside The Course

Once inside the course you will be able to see the course homepage and links to class resources as well as learning modules at the bottom.

On the left hand navigation you will find links to Announcements and Modules (where your content is)



Excel

Home

Announcements

Syllabus

Modules

Grades

People

Attendance

Office 365

Google Drive

New Analytics

Screencast-O-Matic

Badges

Collaborations

Assignments

Discussions

Quizzes

Conferences

Files

Pages

Outcomes

Rubrics

Grade Sync

Settings

Excel Sandbox

Microsoft Excel (Honors)

Excel

Welcome!

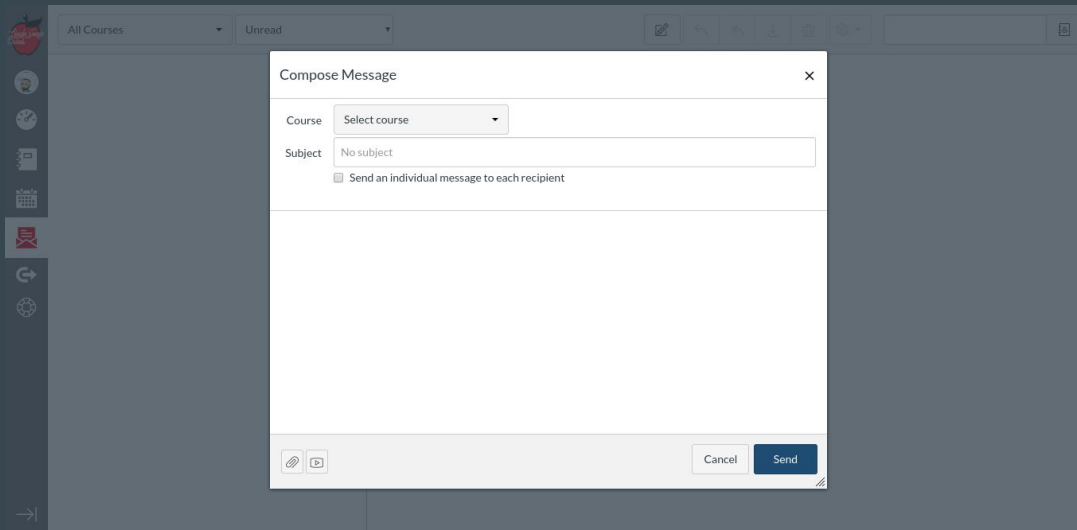
Welcome to Microsoft IT Academy (MSITA)! This course is a comprehensive educational program that links classroom instruction with the IT skills students need. Access to these resources help students build a successful future with the skills that employers demand and colleges expect. Students can get hands-on experience with the latest Microsoft software. You will have an opportunity to become Microsoft Certified in Excel 2019 to enhance employability and encourage life-long learning. Because Microsoft certifications are widely recognized by employers, the program can help give you an edge in today's competitive job market.

You will explore and learn advanced skills for the following applications:

- Excel 2019 MOS certification
- Excel 2019 Expert certification

Step 5: Contacting Your Teacher Through Canvas

There is Canvas Messenger that will send a message directly to your teacher. You can find the canvas messenger button by clicking on the inbox. The inbox is located on the left hand side of the navigation bar. From here you can compose a new message.



Step 6: Alternate Ways To Get To Canvas

1. Directly - <https://lincolnnc.instructure.com>

2. Download the App



Canvas WILL WORK through your phone's web browser and has a FREE app available in BOTH the Google Play Store and the Apple Store.